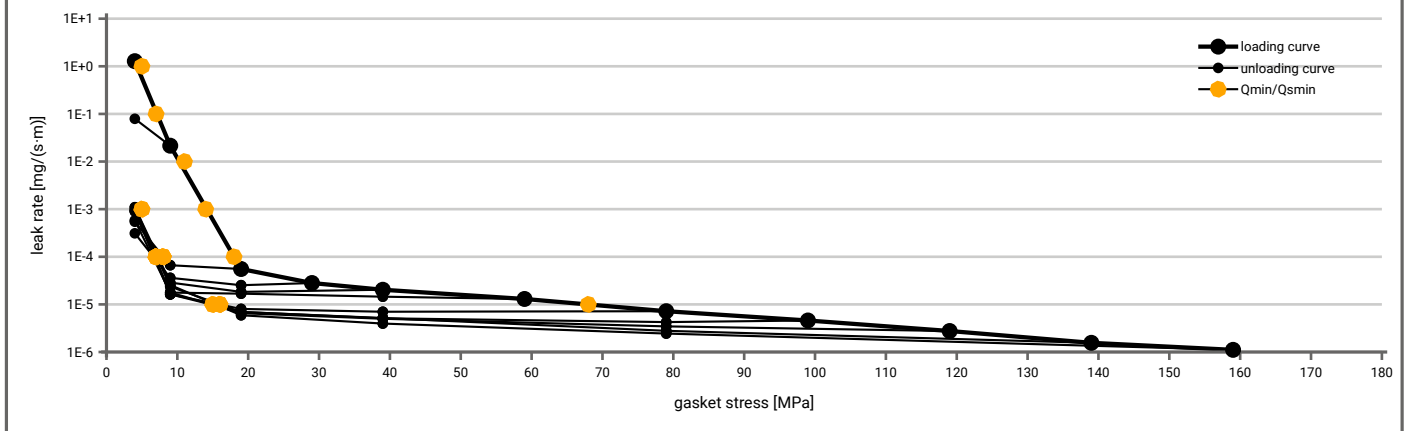


Manufacturer address	Garlock GmbH, Falkenweg 1, 41468 Neuss, DE	According to DIN EN 13555 2005-2
Product name	Gylon® Style 3510	
Product dimensions	92 x 49 x 3.2 mm (DIN EN 1514-1 1997-8)	

Minimum stress to seal $Q_{min(L)}$ (at assembly), $Q_{smin(L)}$ (after off-loading) for $p = 10$ bar ($T = 23 \pm 2$ °C)

L [mg/(s·m)]	$Q_{min(L)}$ [MPa]	$Q_{smin(L)}$ [MPa]										
		$Q_A = 5$ [MPa]	$Q_A = 10$ [MPa]	$Q_A = 20$ [MPa]	$Q_A = 30$ [MPa]	$Q_A = 40$ [MPa]	$Q_A = 60$ [MPa]	$Q_A = 80$ [MPa]	$Q_A = 100$ [MPa]	$Q_A = 120$ [MPa]	$Q_A = 140$ [MPa]	$Q_A = 160$ [MPa]
1E+1	5		5	5	5	5	5	5	5	5	5	5
1E-0	5		5	5	5	5	5	5	5	5	5	5
1E-1	8		5	5	5	5	5	5	5	5	5	5
1E-2	11			5	5	5	5	5	5	5	5	5
1E-3	15			5	5	5	5	5	5	5	5	5
1E-4	19			9	8	8	7	8	8	8	8	8
1E-5	69							17	16	16	17	16
1E-6												
1E-7												
1E-8												

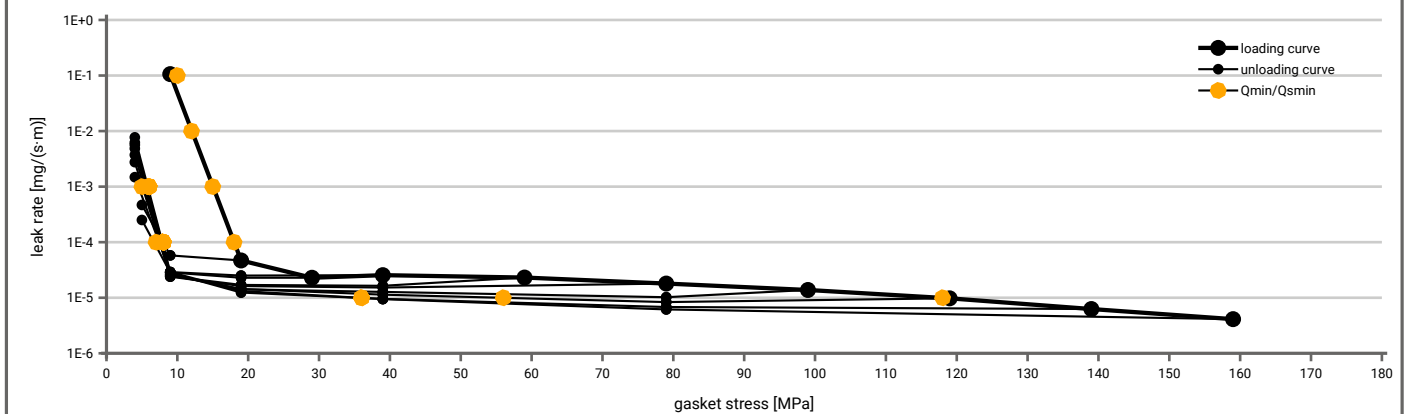
Leakage - 23 ± 2 °C / 10 bar



Minimum stress to seal $Q_{min(L)}$ (at assembly), $Q_{smin(L)}$ (after off-loading) for $p = 20$ bar ($T = 23 \pm 2$ °C)

L [mg/(s·m)]	$Q_{min(L)}$ [MPa]	$Q_{smin(L)}$ [MPa]									
		$Q_A = 10$ [MPa]	$Q_A = 20$ [MPa]	$Q_A = 30$ [MPa]	$Q_A = 40$ [MPa]	$Q_A = 60$ [MPa]	$Q_A = 80$ [MPa]	$Q_A = 100$ [MPa]	$Q_A = 120$ [MPa]	$Q_A = 140$ [MPa]	$Q_A = 160$ [MPa]
1E-0	10		5	5	5	5	5	5	5	5	5
1E-1	10		5	5	5	5	5	5	5	5	5
1E-2	13		5	5	5	5	5	5	5	5	5
1E-3	16		5	5	5	6	6	6	7	7	7
1E-4	19		9	7	8	8	8	9	9	9	9
1E-5	118								56	36	36
1E-6											
1E-7											
1E-8											

Leakage - 23 ± 2 °C / 20 bar



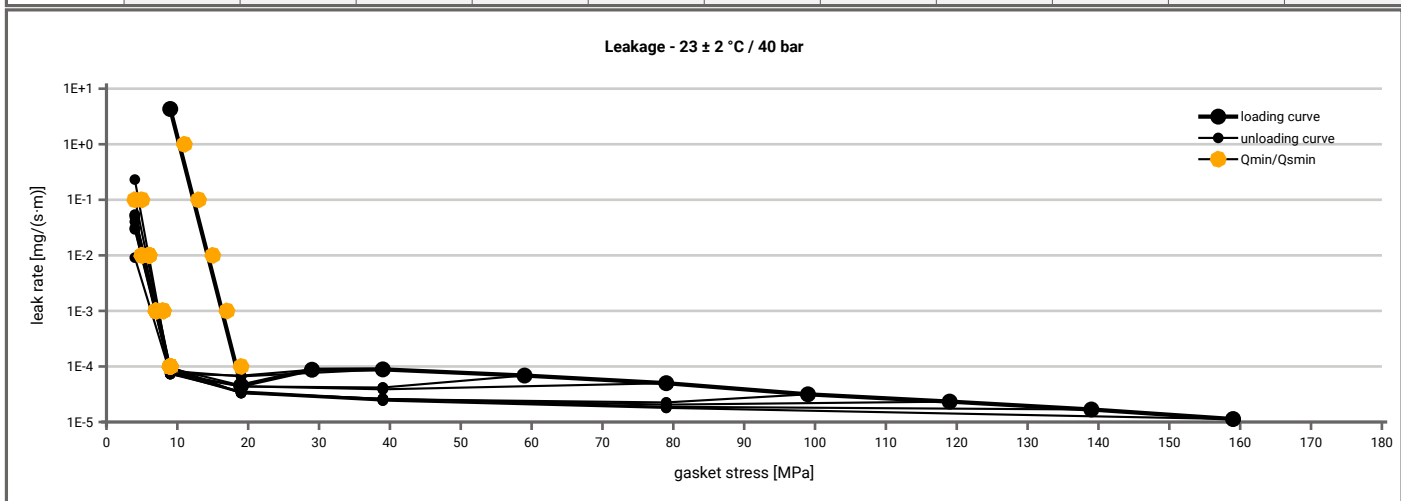
Note: the content of darkened cells was not determined respectively is unnecessary

Rev.-No.: 1

Creation date of this sheet: 2012-09-14

Manufacturer address	Garlock GmbH, Falkenweg 1, 41468 Neuss, DE	According to DIN EN 13555 2005-2
Product name	Gylon® Style 3510	
Product dimensions	92 x 49 x 3.2 mm (DIN EN 1514-1 1997-8)	

Minimum stress to seal $Q_{min(L)}$ (at assembly), $Q_{smin(L)}$ (after off-loading) for $p = 40$ bar ($T = 23 \pm 2$ °C)												
L [mg/(s·m)]	$Q_{min(L)}$ [MPa]	$Q_{smin(L)}$ [MPa]										
		$Q_A = 10$ [MPa]	$Q_A = 20$ [MPa]	$Q_A = 30$ [MPa]	$Q_A = 40$ [MPa]	$Q_A = 60$ [MPa]	$Q_A = 80$ [MPa]	$Q_A = 100$ [MPa]	$Q_A = 120$ [MPa]	$Q_A = 140$ [MPa]	$Q_A = 160$ [MPa]	
1E+1	10		5	5	5	5	5	5	5	5	5	
1E-0	11		5	5	5	5	5	5	5	5	5	
1E-1	13		5	5	5	5	5	5	5	5	5	
1E-2	15		7	5	6	7	6	6	6	6	6	
1E-3	17		8	7	8	8	8	8	8	8	8	
1E-4	19		10	10	10	10	10	10	10	10	10	
1E-5												
1E-6												
1E-7												
1E-8												



Manufacturer address	Garlock GmbH, Falkenweg 1, 41468 Neuss, DE	According to DIN EN 13555 2005-2
Product name	Gylon® Style 3510	
Product dimensions	92 x 49 x 3.2 mm (DIN EN 1514-1 1997-8)	

Relaxation ratio P_{QR} for stiffness $C = 500$ [kN/mm]										
Gasket stress	23 ± 2 °C		Temperature 1 [150 °C]		Temperature 2 [250 °C]		P_{QR}	Δe_{Gc} [µm]	P_{QR}	Δe_{Gc} [µm]
	P_{QR}	Δe_{Gc} [µm]	P_{QR}	Δe_{Gc} [µm]	P_{QR}	Δe_{Gc} [µm]				
Stress level 1 [10 MPa]	0.89	10	0.65	29	0.47	44				
Stress level 2 [30 MPa]	0.85	38	0.37	159	0.22	198				
P_{QR} and Δe_{Gc} at maximum gasket stress to be applied Q_{smax}										
P_{QR} at Q_{smax}	0.87	181	0.50	509	0.26	497				
Q_{smax}	160 MPa		120 MPa		80 MPa					

Sekant unloading modulus of the gasket E_G [MPa] and gasket thickness e_G [mm]										
Gasket stress [MPa]	23 ± 2 °C		Temperature 1 [150 °C]		Temperature 2 [250 °C]		E_G [MPa]	e_G [mm]	E_G [MPa]	e_G [mm]
	E_G [MPa]	e_G [mm]	E_G [MPa]	e_G [mm]	E_G [MPa]	e_G [mm]				
0	0	2.989	0	3.149	0	3.115				
1	0	2.970	0	3.128	0	3.098				
5	3896	2.961	1222	3.104	425	2.949				
10	1898	2.947	692	2.960	481	2.400				
15	1620	2.925	772	2.586	527	1.960				
20	2014	2.895	889	2.267	610	1.706				
25	2076	2.833	1069	2.021	718	1.522				
30	1834	2.720	1054	1.832	900	1.386				
40	2268	2.402	1204	1.570	1077	1.196				
50	3790	2.146	1851	1.405	1434	1.064				
60	3254	1.928	1896	1.277	1614	0.969				
80	4890	1.673	2559	1.088	2335	0.797				
100	5377	1.508	3250	0.957						
120	5186	1.395	5375	0.843						
140	4787	1.307								
160	5864	1.243								

