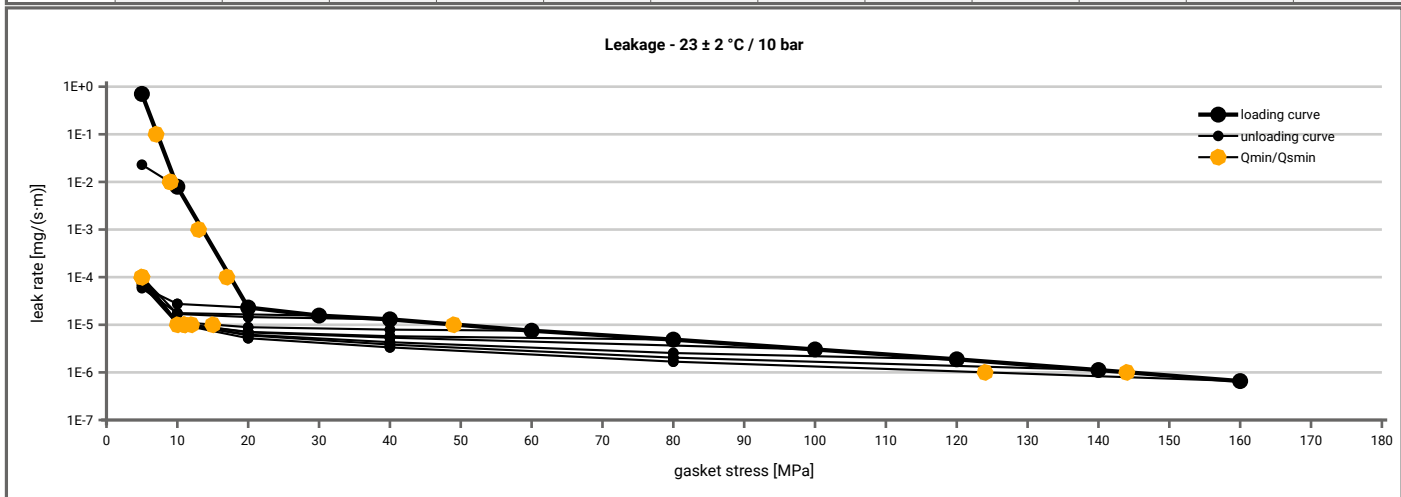
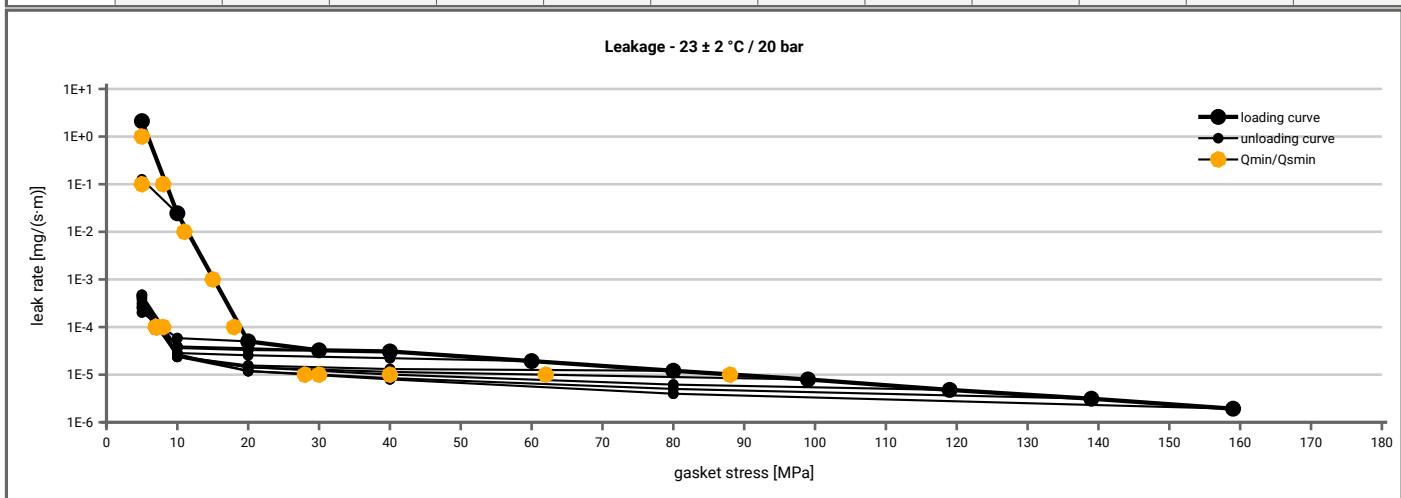


Manufacturer address	Garlock GmbH, Falkenweg 1, 41468 Neuss, DE	According to EN 13555 2021-4
Product name	Gylon® Style 3510	
Product dimensions	92 x 49 x 3.2 mm	

Minimum stress to seal $Q_{min(L)}$ (at assembly), $Q_{smin(L)}$ (after off-loading) for $p = 10 \text{ bar}$ ($T = 23 \pm 2 \text{ }^\circ\text{C}$)												
L [mg/(s·m)]	$Q_{min(L)}$ [MPa]	$Q_{smin(L)}$ [MPa]										
		$Q_A = 5$ [MPa]	$Q_A = 10$ [MPa]	$Q_A = 20$ [MPa]	$Q_A = 30$ [MPa]	$Q_A = 40$ [MPa]	$Q_A = 60$ [MPa]	$Q_A = 80$ [MPa]	$Q_A = 100$ [MPa]	$Q_A = 120$ [MPa]	$Q_A = 140$ [MPa]	$Q_A = 160$ [MPa]
1E-0	5		5	5	5	5	5	5	5	5	5	5
1E-1	7		5	5	5	5	5	5	5	5	5	5
1E-2	10		9	5	5	5	5	5	5	5	5	5
1E-3	14			5	5	5	5	5	5	5	5	5
1E-4	18			5	5	5	5	5	5	5	5	5
1E-5	50							16	12	12	11	12
1E-6	144											124
1E-7												



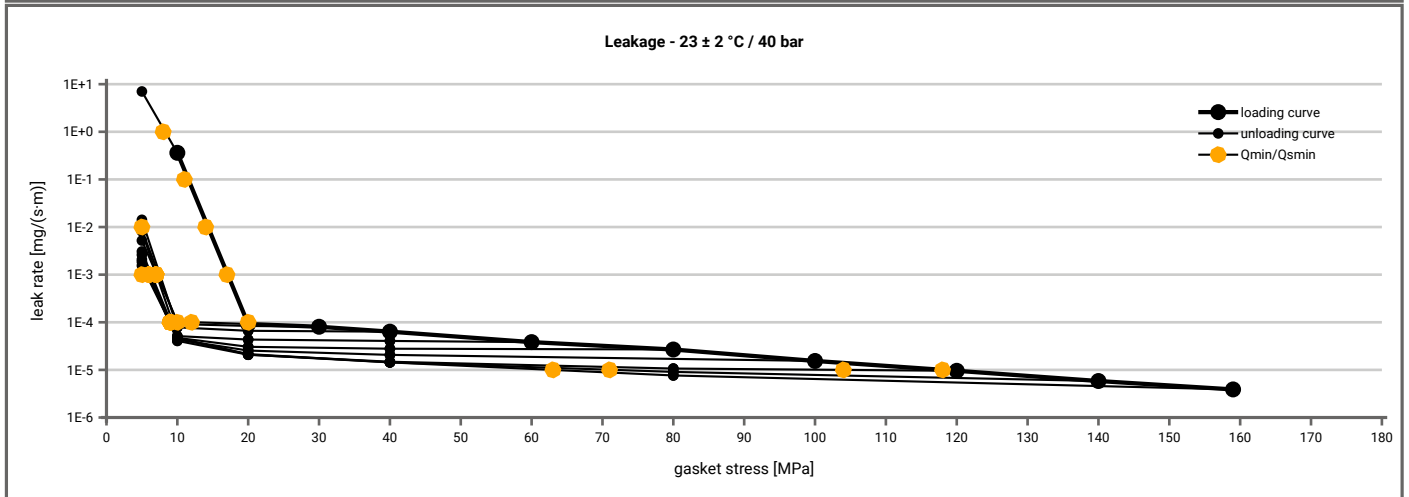
Minimum stress to seal $Q_{min(L)}$ (at assembly), $Q_{smin(L)}$ (after off-loading) for $p = 20 \text{ bar}$ ($T = 23 \pm 2 \text{ }^\circ\text{C}$)												
L [mg/(s·m)]	$Q_{min(L)}$ [MPa]	$Q_{smin(L)}$ [MPa]										
		$Q_A = 5$ [MPa]	$Q_A = 10$ [MPa]	$Q_A = 20$ [MPa]	$Q_A = 30$ [MPa]	$Q_A = 40$ [MPa]	$Q_A = 60$ [MPa]	$Q_A = 80$ [MPa]	$Q_A = 100$ [MPa]	$Q_A = 120$ [MPa]	$Q_A = 140$ [MPa]	$Q_A = 160$ [MPa]
1E+1	5		5	5	5	5	5	5	5	5	5	5
1E-0	6		5	5	5	5	5	5	5	5	5	5
1E-1	8		6	5	5	5	5	5	5	5	5	5
1E-2	11			5	5	5	5	5	5	5	5	5
1E-3	15			5	5	5	5	5	5	5	5	5
1E-4	19			8	8	8	8	8	8	8	7	7
1E-5	89								62	41	30	29
1E-6												
1E-7												



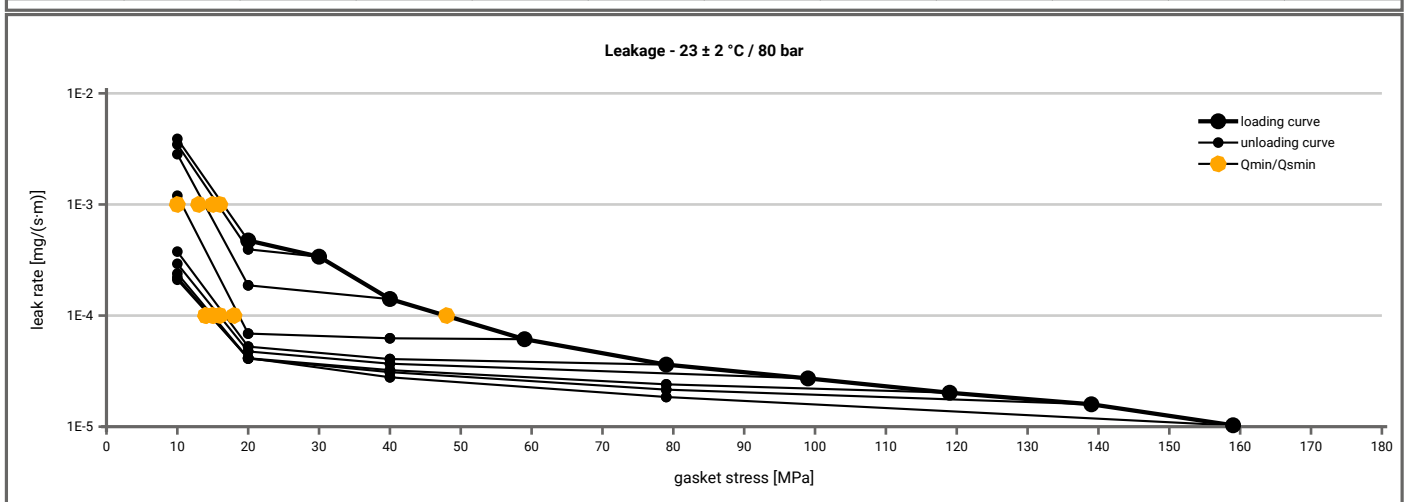
Note: the content of darkened cells was not determined respectively is unnecessary Rev.-No.: 3 Creation date of this sheet: 2026-02-19

Manufacturer address	Garlock GmbH, Falkenweg 1, 41468 Neuss, DE	According to EN 13555 2021-4
Product name	Gylon® Style 3510	
Product dimensions	92 x 49 x 3.2 mm	

Minimum stress to seal $Q_{min(L)}$ (at assembly), $Q_{smin(L)}$ (after off-loading) for $p = 40$ bar ($T = 23 \pm 2$ °C)												
L [mg/(s·m)]	$Q_{min(L)}$ [MPa]	$Q_{smin(L)}$ [MPa]										
		$Q_A = 10$ [MPa]	$Q_A = 20$ [MPa]	$Q_A = 30$ [MPa]	$Q_A = 40$ [MPa]	$Q_A = 60$ [MPa]	$Q_A = 80$ [MPa]	$Q_A = 100$ [MPa]	$Q_A = 120$ [MPa]	$Q_A = 140$ [MPa]	$Q_A = 160$ [MPa]	
1E+1	10	5	5	5	5	5	5	5	5	5	5	
1E-0	10	8	5	5	5	5	5	5	5	5	5	
1E-1	12		5	5	5	5	5	5	5	5	5	
1E-2	14		5	5	5	5	5	5	5	5	5	
1E-3	17		7	8	8	7	6	6	6	6	6	
1E-4	20		13	10	10	9	9	9	9	9	9	
1E-5	118								104	72	63	
1E-6												
1E-7												



Minimum stress to seal $Q_{min(L)}$ (at assembly), $Q_{smin(L)}$ (after off-loading) for $p = 80$ bar ($T = 23 \pm 2$ °C)												
L [mg/(s·m)]	$Q_{min(L)}$ [MPa]	$Q_{smin(L)}$ [MPa]										
		$Q_A = 20$ [MPa]	$Q_A = 30$ [MPa]	$Q_A = 40$ [MPa]	$Q_A = 60$ [MPa]	$Q_A = 80$ [MPa]	$Q_A = 100$ [MPa]	$Q_A = 120$ [MPa]	$Q_A = 140$ [MPa]	$Q_A = 160$ [MPa]		
1E-0	20	10		10	10	10	10	10	10	10	10	
1E-1	20	10		10	10	10	10	10	10	10	10	
1E-2	20	10		10	10	10	10	10	10	10	10	
1E-3	20	16		16	14	11	10	10	10	10	10	
1E-4	48					19	17	16	15	15	15	
1E-5												
1E-6												

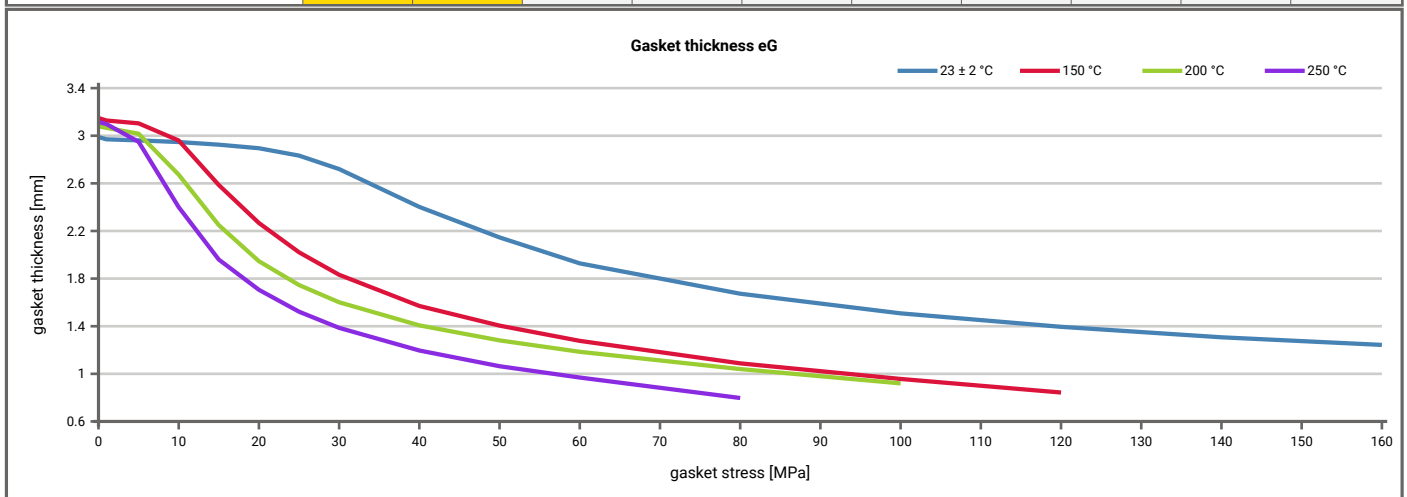


Note: the content of darkened cells was not determined respectively is unnecessary Rev.-No.: 3 Creation date of this sheet: 2026-02-19

Manufacturer address	Garlock GmbH, Falkenweg 1, 41468 Neuss, DE	According to EN 13555 2021-4
Product name	Gylon® Style 3510	
Product dimensions	92 x 49 x 3.2 mm	

Relaxation ratio P_{QR} for stiffness $C = 500$ [kN/mm]										
Gasket stress	23 ± 2 °C		Temperature 1 [150 °C]		Temperature 2 [200 °C]		Temperature 3 [250 °C]		P_{QR}	Δe_{Gc} [µm]
	P_{QR}	Δe_{Gc} [µm]	P_{QR}	Δe_{Gc} [µm]	P_{QR}	Δe_{Gc} [µm]	P_{QR}	Δe_{Gc} [µm]		
Stress level 1 [10 MPa]	0.89	10	0.65	29	0.53	40	0.47	44		
Stress level 2 [30 MPa]	0.85	38	0.37	159	0.27	185	0.22	198		
Stress level 3 [40 MPa]			0.36	215	0.27	245				
Stress level 4 [50 MPa]	0.75	107								
P _{QR} and Δe_{Gc} at maximum gasket stress to be applied (Q_{smax})										
P_{QR} at Q_{smax}	0.87	181	0.50	509	0.48	441	0.26	497		
Q_{smax}	160 MPa		120 MPa		100 MPa		80 MPa			

Sekant unloading modulus of the gasket E_G [MPa] and gasket thickness e_G [mm]										
Gasket stress [MPa]	23 ± 2 °C		Temperature 1 [150 °C]		Temperature 2 [200 °C]		Temperature 3 [250 °C]		E_G [MPa]	e_G [mm]
	E_G [MPa]	e_G [mm]	E_G [MPa]	e_G [mm]	E_G [MPa]	e_G [mm]	E_G [MPa]	e_G [mm]		
0	0	2.989	0	3.149	0	3.079	0	3.115		
1	0	2.970	0	3.128	0	3.066	0	3.098		
5	3896	2.961	1222	3.104	717	3.017	425	2.949		
10	1898	2.947	692	2.960	590	2.673	481	2.400		
15	1620	2.925	772	2.586	687	2.249	527	1.960		
20	2014	2.895	889	2.267	791	1.946	610	1.706		
25	2076	2.833	1069	2.021	917	1.746	718	1.522		
30	1834	2.720	1054	1.832	1059	1.601	900	1.386		
40	2268	2.402	1204	1.570	1466	1.407	1077	1.196		
50	3790	2.146	1851	1.405	1867	1.281	1434	1.064		
60	3254	1.928	1896	1.277	2155	1.185	1614	0.969		
80	4890	1.673	2559	1.088	3222	1.040	2335	0.797		
100	5377	1.508	3250	0.957	4504	0.920				
120	5186	1.395	5375	0.843						
140	4787	1.307								
160	5864	1.243								



Fields marked: Intrusion into bore was detected. Determined after the corresponding P_{QR} -Test.