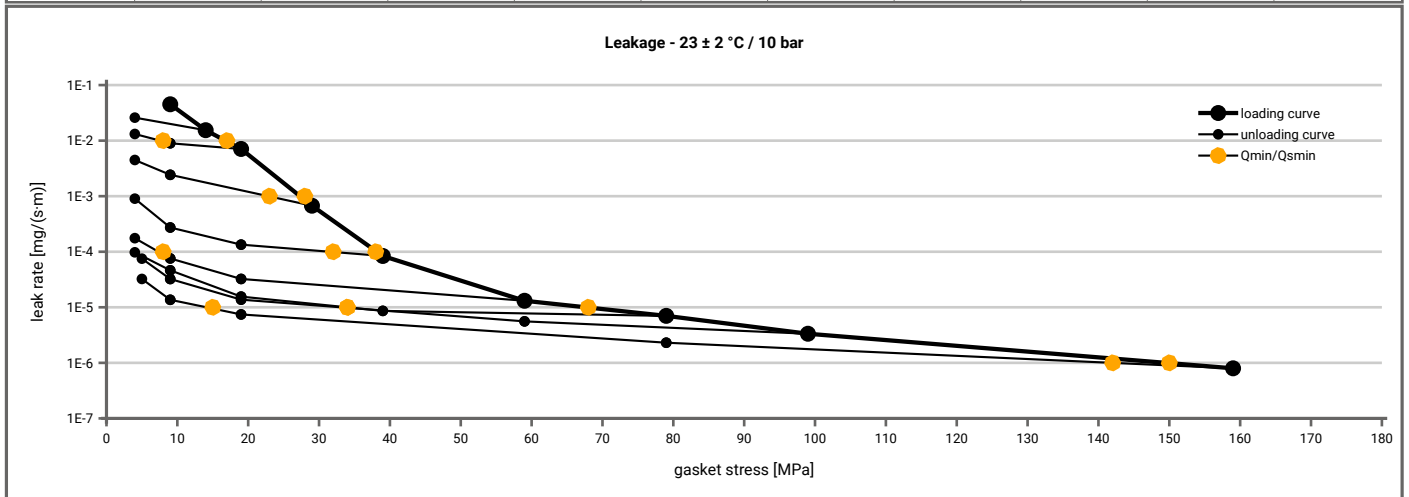
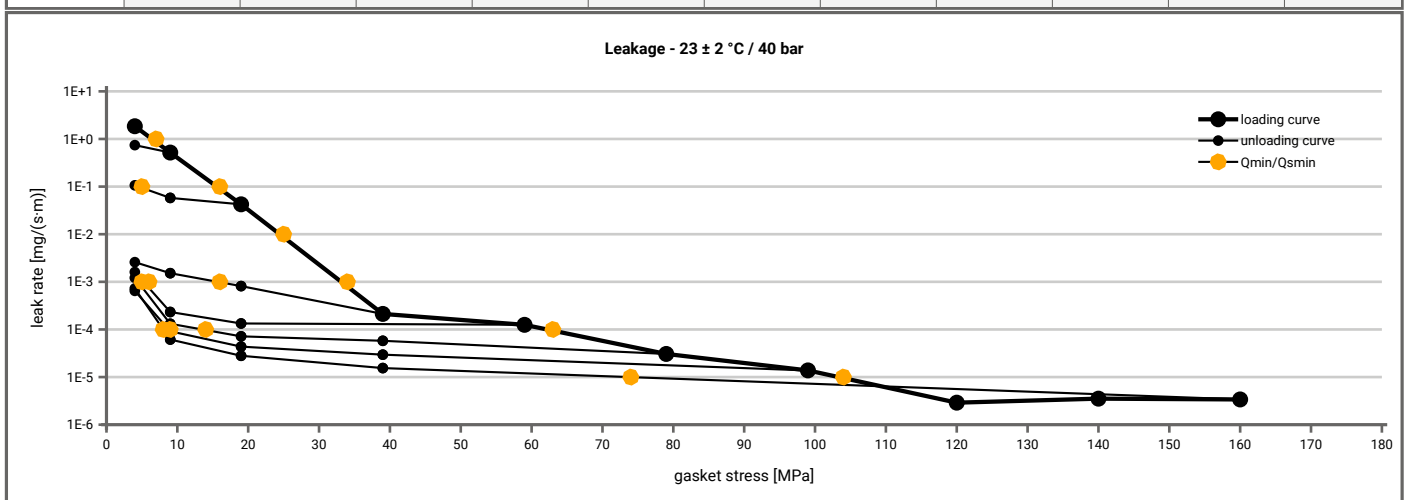


Manufacturer address	TEADIT International Produktions GmbH, Europastraße 12, 6322 Kirchbichl, AT	According to EN 13555 2021-4
Product name	TF 1590	
Product dimensions	92 x 49 x 3 mm	

Minimum stress to seal $Q_{min(L)}$ (at assembly), $Q_{smin(L)}$ (after off-loading) for $p = 10$ bar ($T = 23 \pm 2$ °C)											
L [mg/(s·m)]	$Q_{min(L)}$ [MPa]	$Q_{smin(L)}$ [MPa]									
		$Q_A = 10$ [MPa]	$Q_A = 15$ [MPa]	$Q_A = 20$ [MPa]	$Q_A = 30$ [MPa]	$Q_A = 40$ [MPa]	$Q_A = 60$ [MPa]	$Q_A = 80$ [MPa]	$Q_A = 100$ [MPa]	$Q_A = 160$ [MPa]	
1E-0	10		5	5	5	5	5	5	5	5	5
1E-1	10		5	5	5	5	5	5	5	5	5
1E-2	18			9	5	5	5	5	5	5	5
1E-3	28				24	5	5	5	5	5	5
1E-4	39					32	8	5	5	5	5
1E-5	68							35	34	15	
1E-6	150										143
1E-7											



Minimum stress to seal $Q_{min(L)}$ (at assembly), $Q_{smin(L)}$ (after off-loading) for $p = 40$ bar ($T = 23 \pm 2$ °C)											
L [mg/(s·m)]	$Q_{min(L)}$ [MPa]	$Q_{smin(L)}$ [MPa]									
		$Q_A = 5$ [MPa]	$Q_A = 10$ [MPa]	$Q_A = 20$ [MPa]	$Q_A = 40$ [MPa]	$Q_A = 60$ [MPa]	$Q_A = 80$ [MPa]	$Q_A = 100$ [MPa]	$Q_A = 120$ [MPa]	$Q_A = 140$ [MPa]	$Q_A = 160$ [MPa]
1E+1	5		5	5	5	5	5	5			5
1E-0	7		5	5	5	5	5	5			5
1E-1	16			5	5	5	5	5			5
1E-2	25				5	5	5	5			5
1E-3	34				17	6	5	5			5
1E-4	63						14	10			9
1E-5	104										74
1E-6											
1E-7											

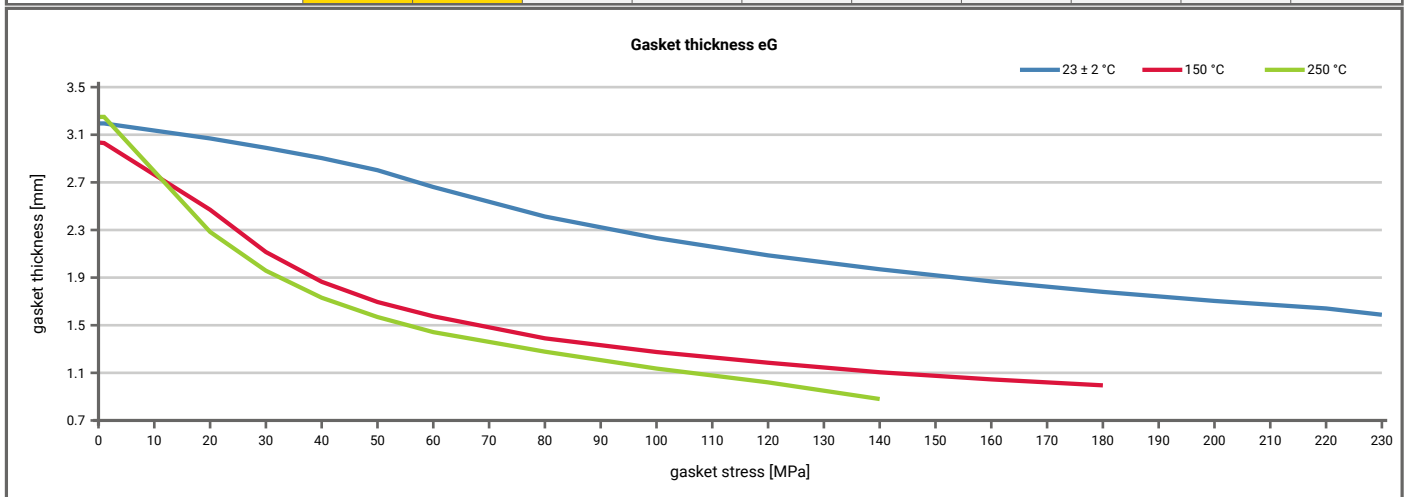


Note: the content of darkened cells was not determined respectively is unnecessary Rev.-No.: 4 Creation date of this sheet: 2023-11-17

Manufacturer address	TEADIT International Produktions GmbH, Europastraße 12, 6322 Kirchbichl, AT	According to EN 13555 2021-4
Product name	TF 1590	
Product dimensions	92 x 49 x 3 mm	

Relaxation ratio P_{QR} for stiffness $C = 500$ [kN/mm]										
Gasket stress	23 ± 2 °C		Temperature 1 [150 °C]		Temperature 2 [250 °C]		P_{QR}	Δe_{Gc} [µm]	P_{QR}	Δe_{Gc} [µm]
	P_{QR}	Δe_{Gc} [µm]	P_{QR}	Δe_{Gc} [µm]	P_{QR}	Δe_{Gc} [µm]				
Stress level 1 [10 MPa]	0.95	5	0.79	18	0.53	39				
Stress level 2 [30 MPa]	0.90	25	0.43	145	0.29	180				
P _{QR} and Δe _{Gc} at maximum gasket stress to be applied (Q _{smax})										
P _{QR} at Q _{smax}	0.93	145	0.64	544	0.48	617				
Q _{smax}	230 MPa		180 MPa		140 MPa					

Sekant unloading modulus of the gasket E _G [MPa] and gasket thickness e _G [mm]										
Gasket stress [MPa]	23 ± 2 °C		Temperature 1 [150 °C]		Temperature 2 [250 °C]		E _G [MPa]	e _G [mm]	E _G [MPa]	e _G [mm]
	E _G [MPa]	e _G [mm]	E _G [MPa]	e _G [mm]	E _G [MPa]	e _G [mm]				
0	0	3.195	0	3.035	0	3.250				
1	0	3.195	0	3.030	0	3.250				
20	1690	3.069	1300	2.470	638	2.284				
30	1762	2.990	1926	2.115	842	1.958				
40	2678	2.904	2185	1.865	1179	1.731				
50	3629	2.802	2382	1.695	1423	1.569				
60	4442	2.661	2459	1.575	1573	1.442				
80	5742	2.413	2732	1.390	2195	1.278				
100	7213	2.232	2992	1.275	2125	1.136				
120	7836	2.087	3126	1.185	3045	1.020				
140	8303	1.970	3348	1.105	5587	0.880				
160	10514	1.868	3458	1.045						
180	7157	1.780	3672	0.995						
200	6487	1.704								
220	6940	1.641								
230	7200	1.588								



Fields marked: Intrusion into bore was detected. Determined after the corresponding P_{QR}-Test.