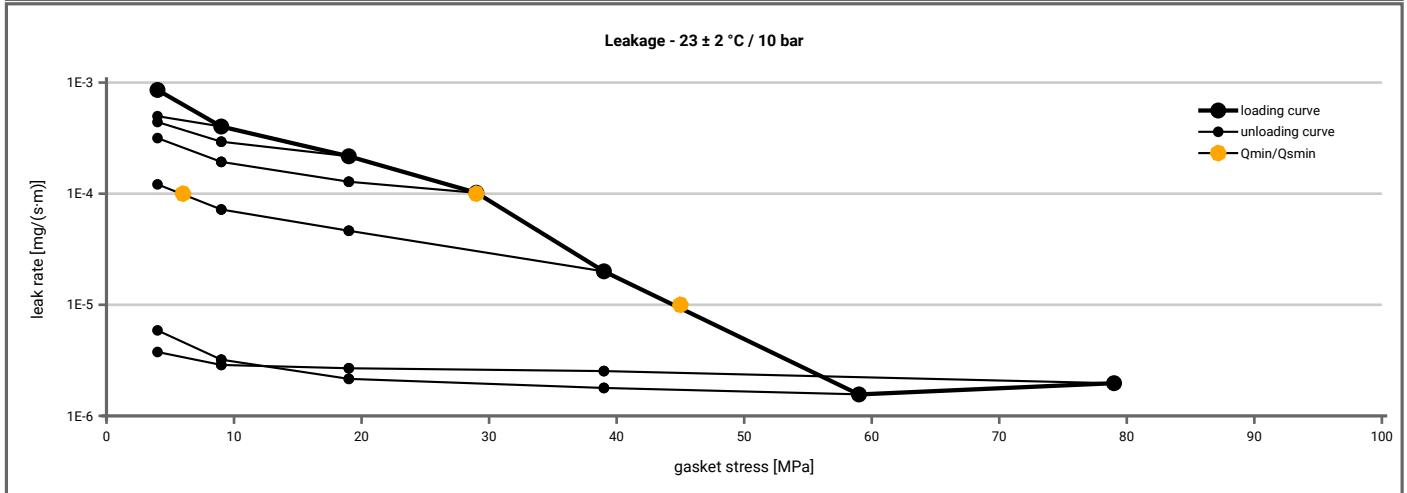
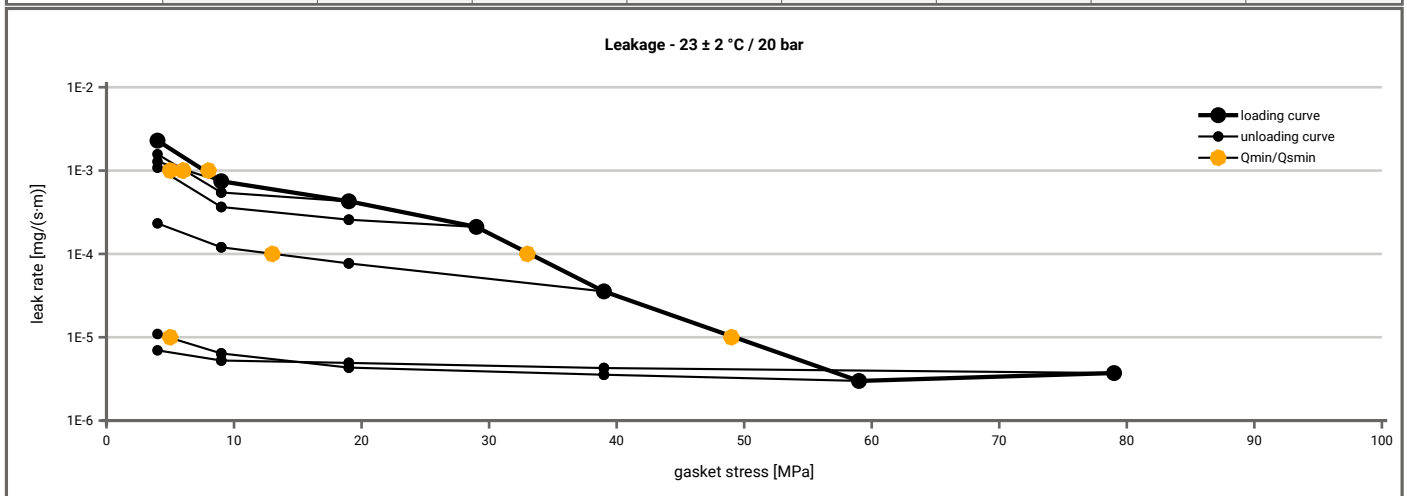


Manufacturer address	W. L. Gore & Associates GmbH, Hermann-Oberth-Straße 26, 85640 Putzbrunn, DE	According to DIN EN 13555 2014-7
Product name	GORE® Universal Pipe Gasket (Style 800)	
Product dimensions	92 x 49 x 1.5 mm (DIN EN 1514-1 1997-8)	

Minimum stress to seal $Q_{min(L)}$ (at assembly), $Q_{smin(L)}$ (after off-loading) for $p = 10$ bar ($T = 23 \pm 2$ °C)								
L [mg/(s·m)]	$Q_{min(L)}$ [MPa]	$Q_{smin(L)}$ [MPa]						
		$Q_A = 4.7$ [MPa]	$Q_A = 9.6$ [MPa]	$Q_A = 20$ [MPa]	$Q_A = 30$ [MPa]	$Q_A = 40$ [MPa]	$Q_A = 60$ [MPa]	$Q_A = 80$ [MPa]
1E-0	5		5	5	5	5	5	5
1E-1	5		5	5	5	5	5	5
1E-2	5		5	5	5	5	5	5
1E-3	5		5	5	5	5	5	5
1E-4	30					7	5	5
1E-5	45						5	5
1E-6								
1E-7								
1E-8								



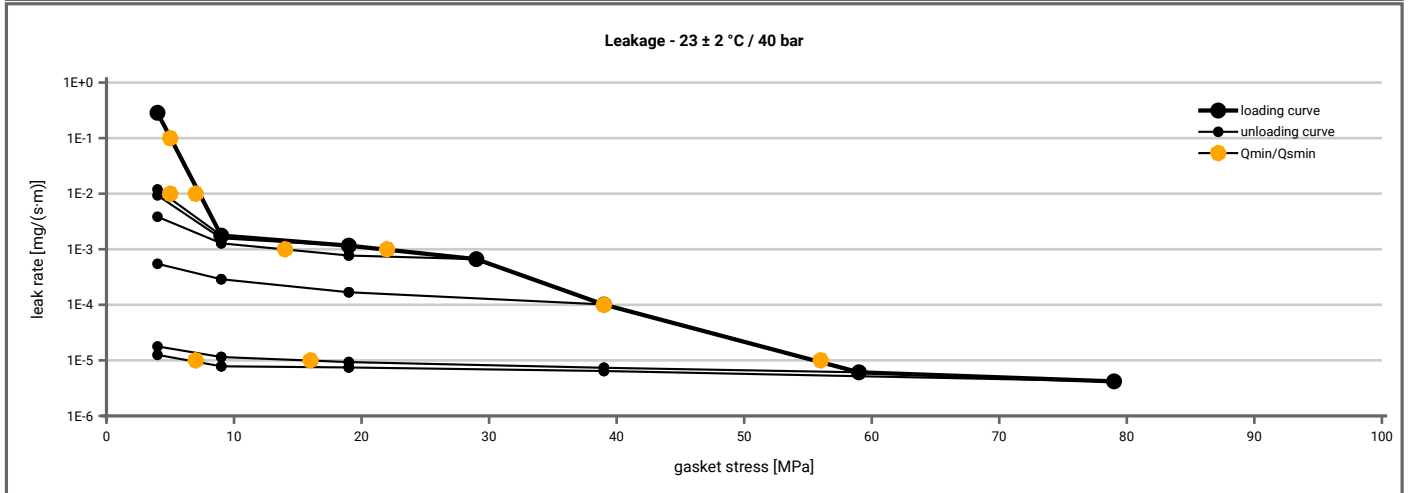
Minimum stress to seal $Q_{min(L)}$ (at assembly), $Q_{smin(L)}$ (after off-loading) for $p = 20$ bar ($T = 23 \pm 2$ °C)								
L [mg/(s·m)]	$Q_{min(L)}$ [MPa]	$Q_{smin(L)}$ [MPa]						
		$Q_A = 4.7$ [MPa]	$Q_A = 9.6$ [MPa]	$Q_A = 20$ [MPa]	$Q_A = 30$ [MPa]	$Q_A = 40$ [MPa]	$Q_A = 60$ [MPa]	$Q_A = 80$ [MPa]
1E-0	5		5	5	5	5	5	5
1E-1	5		5	5	5	5	5	5
1E-2	5		5	5	5	5	5	5
1E-3	8		7	7	5	5	5	5
1E-4	34					14	5	5
1E-5	50						6	5
1E-6								
1E-7								
1E-8								



Note: the content of darkened cells was not determined respectively is unnecessary Rev.-No.: 1 Creation date of this sheet: 2016-01-25

Manufacturer address	W. L. Gore & Associates GmbH, Hermann-Oberth-Straße 26, 85640 Putzbrunn, DE	According to DIN EN 13555 2014-7
Product name	GORE® Universal Pipe Gasket (Style 800)	
Product dimensions	92 x 49 x 1.5 mm (DIN EN 1514-1 1997-8)	

Minimum stress to seal $Q_{min(L)}$ (at assembly), $Q_{smin(L)}$ (after off-loading) for $p = 40$ bar ($T = 23 \pm 2$ °C)								
L [mg/(s·m)]	$Q_{min(L)}$ [MPa]	$Q_{smin(L)}$ [MPa]						
		$Q_A = 4.6$ [MPa]	$Q_A = 9.6$ [MPa]	$Q_A = 20$ [MPa]	$Q_A = 30$ [MPa]	$Q_A = 40$ [MPa]	$Q_A = 60$ [MPa]	$Q_A = 80$ [MPa]
1E-0	5		5	5	5	5	5	5
1E-1	6		5	5	5	5	5	5
1E-2	8		5	5	5	5	5	5
1E-3	22				14	5	5	5
1E-4	40						5	5
1E-5	56						16	7
1E-6								
1E-7								
1E-8								



Manufacturer address	W. L. Gore & Associates GmbH, Hermann-Oberth-Straße 26, 85640 Putzbrunn, DE	According to DIN EN 13555 2014-7
Product name	GORE® Universal Pipe Gasket (Style 800)	
Product dimensions	92 x 49 x 1.5 mm (DIN EN 1514-1 1997-8)	

Relaxation ratio P_{QR} for stiffness $C = 500$ [kN/mm]										
Gasket stress	23 ± 2 °C		Temperature 1 [150 °C]		Temperature 2 [230 °C]		P_{QR}	Δe_{Gc} [µm]	P_{QR}	Δe_{Gc} [µm]
	P_{QR}	Δe_{Gc} [µm]	P_{QR}	Δe_{Gc} [µm]	P_{QR}	Δe_{Gc} [µm]				
Stress level 1 [10 MPa]	0.84	13	0.59	35	0.46	46				
Stress level 2 [30 MPa]	0.96	10	0.90	26	0.81	49				
Stress level 3 [50 MPa]	0.98	8	0.85	63	0.78	92				
P_{QR} and Δe_{Gc} at maximum gasket stress to be applied Q_{smax}										
P_{QR} at Q_{smax}	0.99	19	0.85	113	0.78	113				
Q_{smax}	230 MPa		90 MPa		60 MPa					

Sekant unloading modulus of the gasket E_G [MPa] and gasket thickness e_G [mm]										
Gasket stress [MPa]	23 ± 2 °C		Temperature 1 [150 °C]		Temperature 2 [230 °C]		E_G [MPa]	e_G [mm]	E_G [MPa]	e_G [mm]
	E_G [MPa]	e_G [mm]	E_G [MPa]	e_G [mm]	E_G [MPa]	e_G [mm]				
0	0	1.552	0	1.563	0	1.582				
1	0	1.195	0	1.105	0	1.102				
5	71	0.807	72	0.664	81	0.641				
10	156	0.690	164	0.605	180	0.593				
15	280	0.644	307	0.577	316	0.568				
20	374	0.615	479	0.559	510	0.556				
25	464	0.592	706	0.547	717	0.549				
30	581	0.575	988	0.539	818	0.528				
40	872	0.556	1497	0.528	1152	0.471				
50	1014	0.542	2269	0.494	1673	0.439				
60	1665	0.536	2574	0.466	2184	0.410				
80	2822	0.528	5097	0.434						
100	3435	0.522								
120	4675	0.519								
140	5848	0.517								
160	5306	0.514								
180	5781	0.512								
200	5130	0.507								
220	4833	0.503								
230	4062	0.500								

