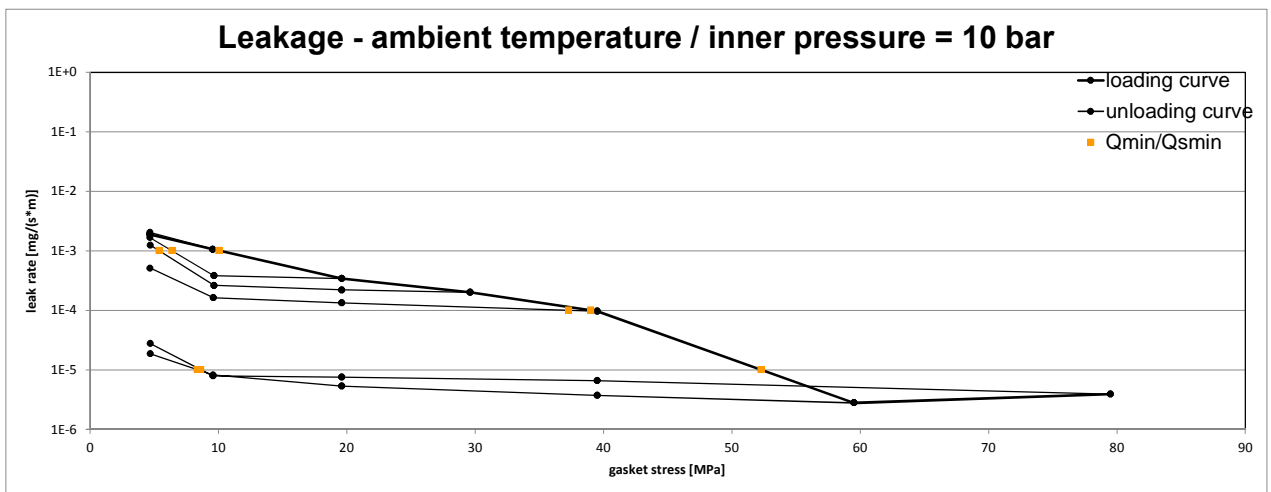
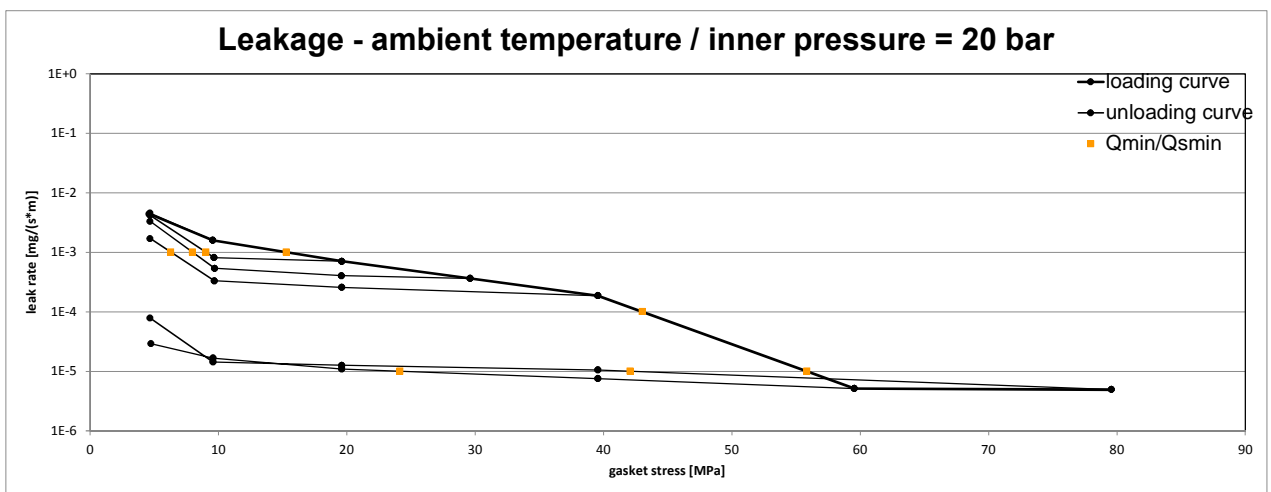


Company Address	W. L. Gore & Associates GmbH, Hermann-Oberth-Strasse 22, 85640 Putzbrunn, Germany	According to DIN EN 13555 2014-07
Gasket Type	GORE® Universal Pipe Gasket (Style 800)	
Sealing element dimensions [mm]	92 x 49 x 6	

L [mg/(s*m)]	Q _{min/L} [MPa]	Minimum stress to seal Q _{min/L} (at assembly), Q _{Smin/L} (after off-loading) for p = 10 bar									
		Q _{Smin/L} [MPa]									
		Q _A = 10 MPa	Q _A = 20 MPa	Q _A = 30 MPa	Q _A = 40 MPa	Q _A = 60 MPa	Q _A = 80 MPa				
10 ⁰	5	5	5	5	5	5	5				
10 ⁻¹	5	5	5	5	5	5	5				
10 ⁻²	5	5	5	5	5	5	5				
10 ⁻³	10		6	5							
10 ⁻⁴	39				37	5	5				
10 ⁻⁵	52					8	9				



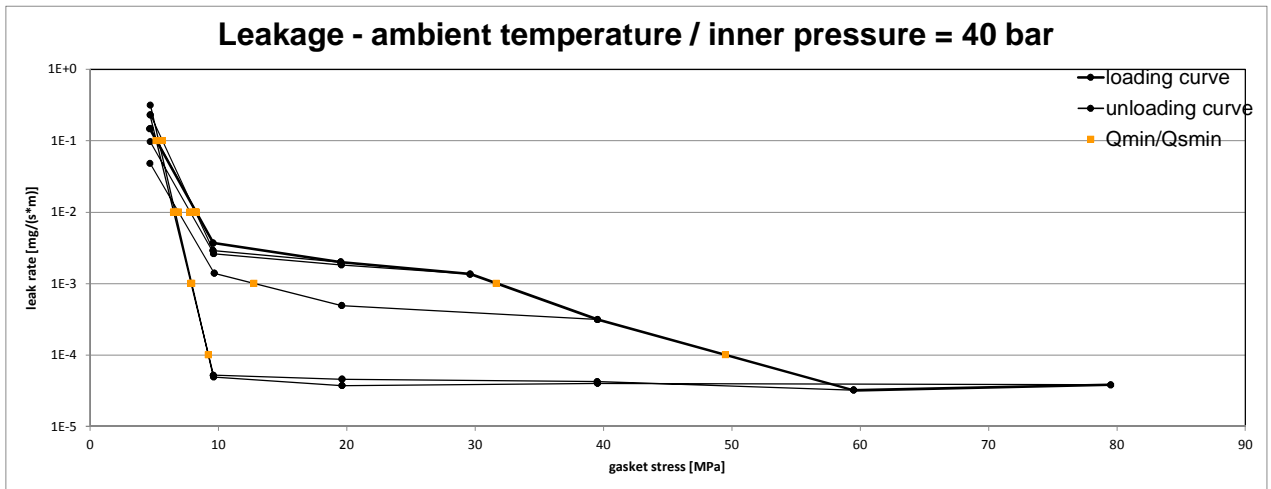
L [mg/(s*m)]	Q _{min/L} [MPa]	Minimum stress to seal Q _{min/L} (at assembly), Q _{Smin/L} (after off-loading) for p = 20 bar									
		Q _{Smin/L} [MPa]									
		Q _A = 10 MPa	Q _A = 20 MPa	Q _A = 30 MPa	Q _A = 40 MPa	Q _A = 60 MPa	Q _A = 80 MPa				
10 ⁰	5	5	5	5	5	5	5				
10 ⁻¹	5	5	5	5	5	5	5				
10 ⁻²	5	5	5	5	5	5	5				
10 ⁻³	15		9	8	6	5	5				
10 ⁻⁴	43					5	5				
10 ⁻⁵	56					24	42				



Note: the content of darkened cells was not determined respectively is unnecessary Rev - No: 2 Creation date of this sheet: 2016-01-25

Company Address	W. L. Gore & Associates GmbH, Hermann-Oberth-Strasse 22, 85640 Putzbrunn, Germany	According to DIN EN 13555 2014-07
Gasket Type	GORE® Universal Pipe Gasket (Style 800)	
Sealing element dimensions [mm]	92 x 49 x 6	

L [mg/(s*m)]	Q _{min,L} [MPa]	Minimum stress to seal Q _{min,L} (at assembly), Q _{Smin,L} (after off-loading) for p = 40 bar							
		Q _{Smin,L} [MPa]							
		Q _A = 10 MPa	Q _A = 20 MPa	Q _A = 30 MPa	Q _A = 40 MPa	Q _A = 60 MPa	Q _A = 80 MPa		
10 ⁰	5	5	5	5	5	5	5		
10 ⁻¹	5	5	6	5	5	5	5		
10 ⁻²	8	8	8	8	7	7	7		
10 ⁻³	32				13	8	8		
10 ⁻⁴	50					9	9		



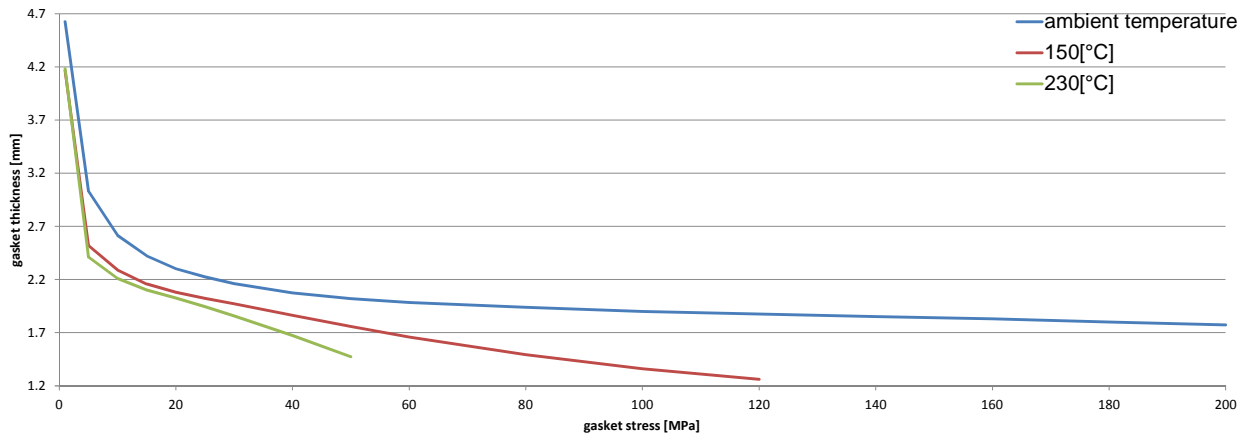
Note: the content of darkened cells was not determined respectively is unnecessary Rev - No: 2 Creation date of this sheet: 2016-01-25

Company Address	W. L. Gore & Associates GmbH, Hermann-Oberth-Strasse 22, 85640 Putzbrunn, Germany	According to DIN EN 13555 2014-07
Gasket Type	GORE® Universal Pipe Gasket (Style 800)	
Sealing element dimensions [mm]	92 x 49 x 6	

Relaxation ratio P_{QR} for stiffness $C = 500$ kN/mm						
Gasket stress	ambient temperature		temperature 1 [150 °C]		temperature 2 [230 °C]	
	P_{QR}	Δe_{Gc} [mm]	P_{QR}	Δe_{Gc} [mm]	P_{QR}	Δe_{Gc} [mm]
Stress level 1 [10 MPa]	0.75	0.024	0.38	0.052	0.29	0.059
Stress level 2 [30 MPa]	0.85	0.039	0.61	0.098	0.55	0.115
Stress level 3 [50 MPa]	0.92	0.034	0.66	0.145	0.53	0.198
P_{QR} and Δe_{Gc} at maximal applicable gasket stress Q_{Smax}						
P_{QR} at Q_{Smax}	0.97	0.047	0.58	0.429	0.53	0.198
Q_{Smax}	200 MPa		120 MPa		50 MPa	

Sekant unloading modulus of the gasket E_G [MPa] and gasket thickness e_G [mm]						
Gasket stress [MPa]	ambient temperature		temperature 1 [150 °C]		temperature 2 [230 °C]	
	E_G [MPa]	e_G [mm]	E_G [MPa]	e_G [mm]	E_G [MPa]	e_G [mm]
0		5.933		5.755		5.817
1		4.626		4.166		4.184
5	69	3.030	69	2.520	72	2.412
10	161	2.618	155	2.290	166	2.211
15	278	2.424	276	2.159	281	2.101
20	377	2.304	427	2.081	402	2.027
25	575	2.224	581	2.022	491	1.945
30	676	2.162	752	1.972	590	1.857
40	949	2.075	1049	1.864	799	1.675
50	1254	2.019	1359	1.758	1421	1.474
60	1727	1.985	1678	1.660		
80	2136	1.939	2460	1.492		
100	2322	1.901	3514	1.360		
120	2856	1.875	4882	1.262		
140	3444	1.851				
160	3974	1.829				
180	3737	1.799				
200	3863	1.773				

Gasket thickness e_G



Note: the content of darkened cells was not determined respectively is unnecessary

Rev - No: 2

Creation date of this sheet:

2016-01-25